

Annexes A-C



[illegible]

Annexe B

EUROPEAN WATER LABEL – PRODUCT REGISTRATIONS



The following section concentrates on these areas as they represent the bulk of product registrations on the Scheme:

• TAPS	<u>Litres per minute</u>	<u>Product registrations</u>
○	Less than 6	1213
○	6-8 litres	219
○	8-10 litres	404
○	10-13 litres	39
○	More than 13 litres	274

The basin tap category depicts that 180 individual product registrations deliver less than 3 litres per minute, a clear indication that the Industry is moving technologically forward with the introduction of advanced product that use less natural resource in their 'in use' phase.

KITCHEN TAPS are a separate category within the Scheme criteria and as such there are currently 382 products registered across the 5 grades

○	Less than 6 litres	87
○	6-8 litres	45
○	8-10 litres	80
○	10-13 litres	19
○	More than 13 litres	123

It is interesting to note that 63% of tap registrations under the Kitchen Tap category are below 10 litres per minute. Of the 124 product registrations that are above 13 litres per minute 48% are less than 20 litres per minute. As kitchen sinks are deemed vessel filling and therefore must deliver adequate water to not disadvantage the consumer, it is encouraging that majority of products registered deliver less than 13 litres per minute.

• SHOWER VALVES	<u>Litres per minute</u>	<u>Product registrations</u>
○	No more than 6 litres	205
○	6-8 litres	157
○	8-10 litres	75
○	10-13 litres	125
○	More than 13 litres	542

The latest Euro Stat shows that there are 510 million people living within the EU28 region, each one having a different and subjective approach to showering and bathing. Showering experience is also dependent on pressure and again across EU28 there is a wide variety of water pressures, UK territory is well known for a low pressure, albeit the market is moving slowly to a high pressure system due to the consumer change to combi boilers.

Currently registered on the Scheme within the grade 'more than 13 litres' of the 542 registered products 74% deliver less than 20 litres of water per minute. Manufacturers are conscientious that the consumer demands good performance and are working tirelessly to introduce high performance product that use less natural resource. They are also aware that across EU28 consumer attitudes and use pattern differ, therefore choice is paramount to maintaining good markets for the manufacturing base. The Labelling Scheme shows how the market is changing.

SHOWER HANDSETS

Showers are sold throughout the different market channels in varying ways. Showers are made up of three components; a valve, a hose and a head (often called a shower handset). To enable the consumer to understand the water delivery, without too much confusion, and as shower handsets are a major element of the refurbishment market, the Scheme accommodates labelling on shower handsets under the same conditions as shower valves.

○ No more than 6 litres	70
○ 6-8 litres	99
○ 8-10 litres	170
○ 10-13 litres	79
○ More than 13 litres	146

Of the 564 products registered 75% are less than 13 litres per minute.

• WC'S

Toilets sold across EU28 differ dependent on the market. Within the mainland European market toilets are sold in separate units, very often with the merchant and retailer combining to make a WC suite. In the UK market WC's are only sold as a complete unit. The Scheme has embraced these nuances.

<u>Litres per effective flush</u>	<u>Product registrations</u>
○ No more than 3.5 litres	201
○ 3.5/4.5 litres	507
○ 4.5/5.5 litres	82

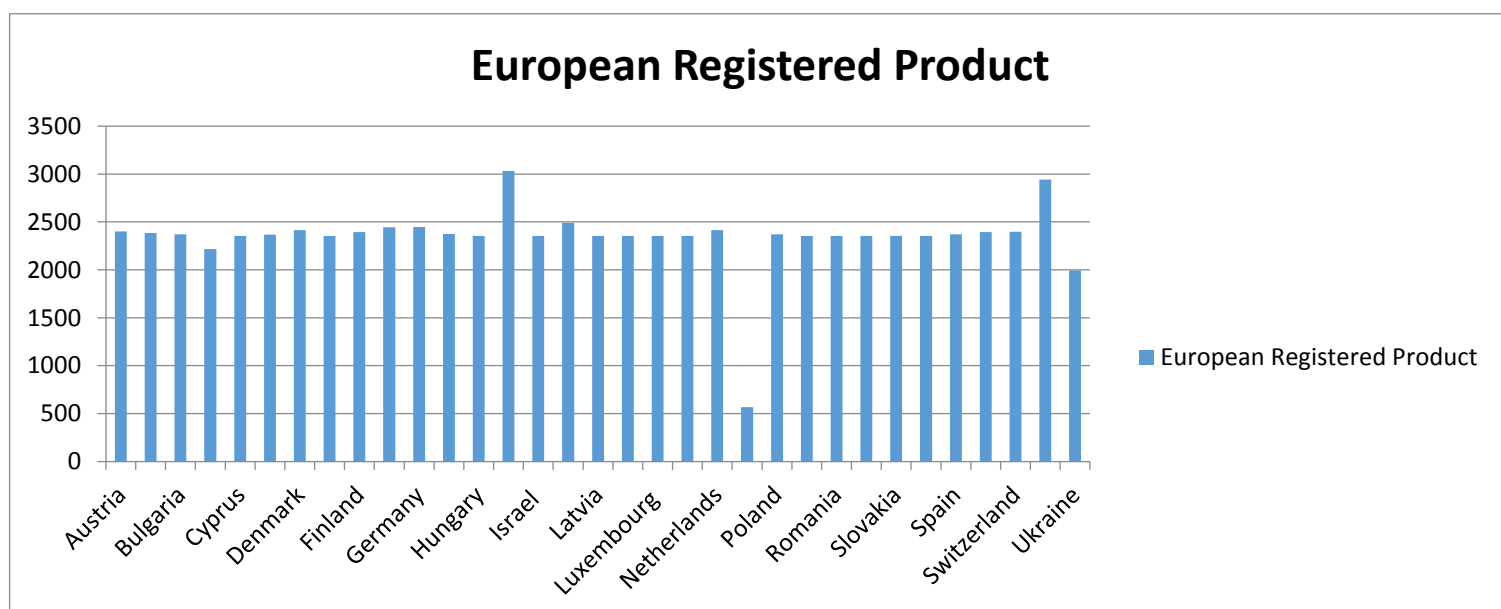
During the early part of 2015, FECS members agreed the revised criteria for WC's across the whole of EU28 and class 1 pans and independent flushing systems. Registered brands are now working towards registering their products with commitment received these will be registered before the end of 2015.

FLUSHING CISTERNS

A total of 553 product registrations have been placed on the Scheme for flushing cisterns. The grades are the same as WC's and over the course of 2015 registrations will increase as the major ceramic manufacturers place product on the Scheme.

<u>Litres per effective flush</u>	<u>Product registrations</u>
○ No more than 3.5 litres	24
○ 3.5/4.5 litres	368
○ 4.5/5.5 litres	161

As already identified there are in total 13 categories of water using bathroom products embraced by the Scheme. A further 1,500 products are registered across, electric showers, baths, urinal controllers, supply line flow regulators and replacement flushing devices.

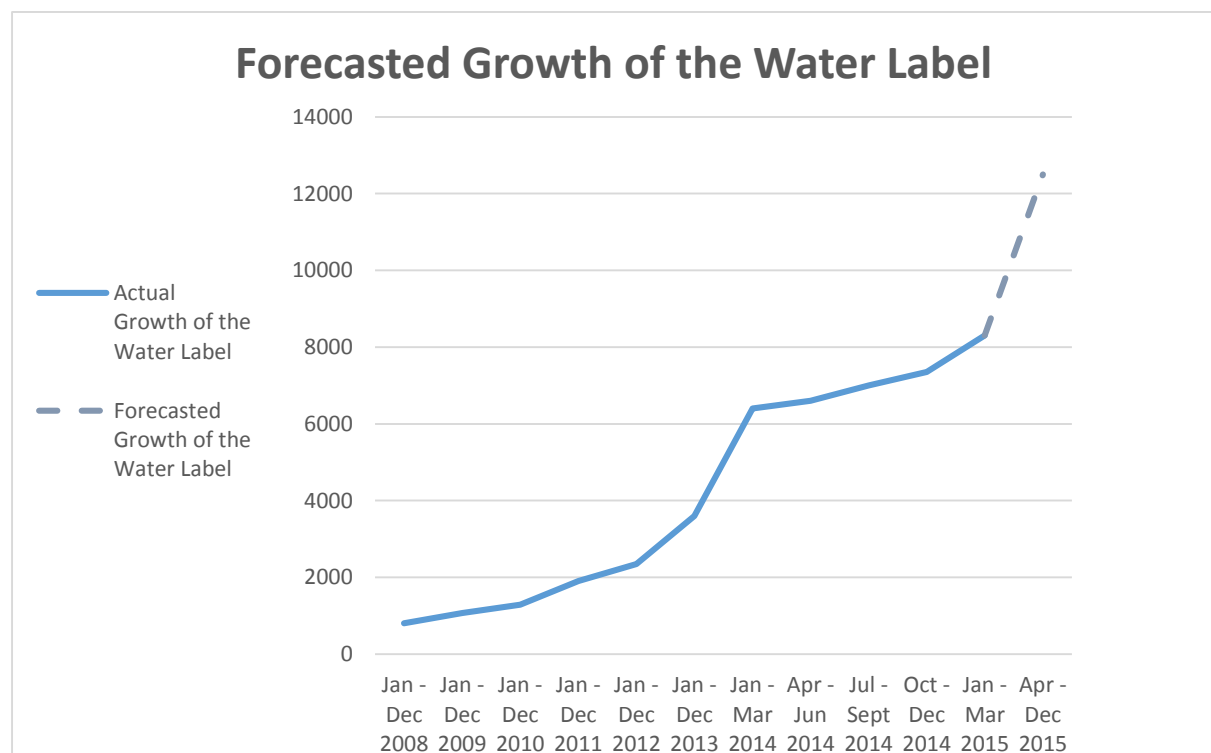


GROWTH OF THE EUROPEAN WATER LABEL

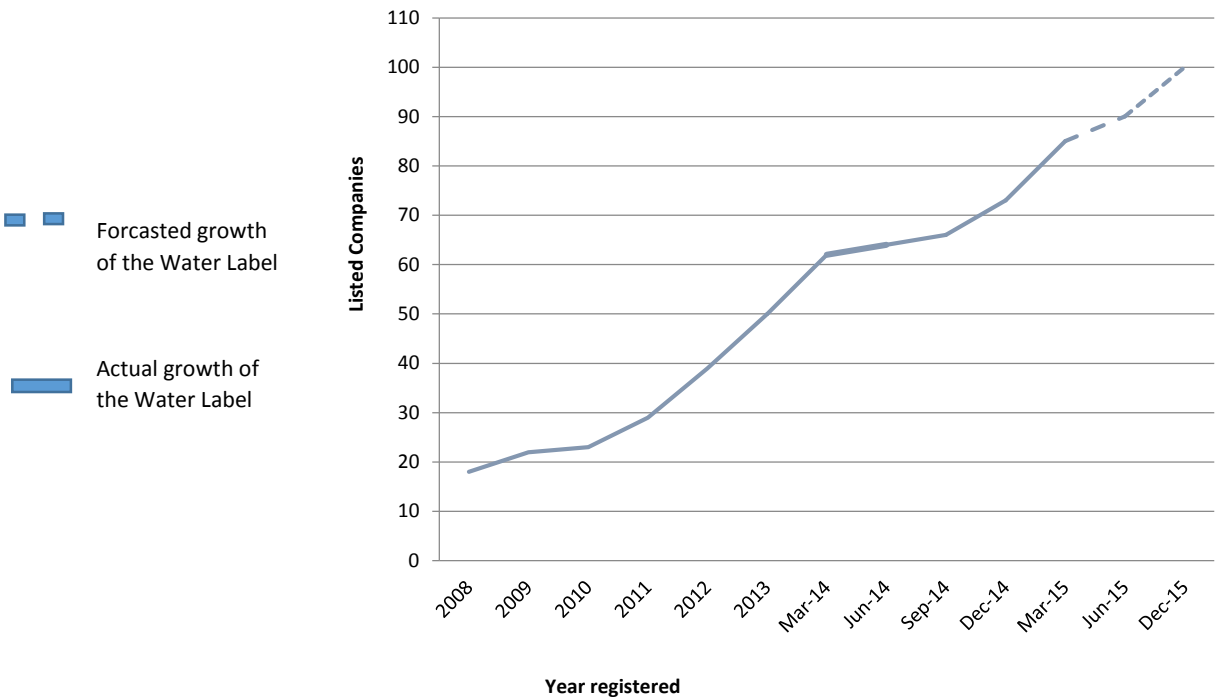
The European Water Label was first introduced in September 2007. The first company on the Scheme was Lecico UK and during the next 12 months slowly grew. The following offers an insight into the growth and development of the Scheme during the last 8 years.

	PRODUCT REGISTRATIONS	COMPANY REGISTRATIONS
2008	800	18
2009	1069	22
2010	1288	23
2011	1904	29
2012	2343	39
2013	3600	50
2014	7350	73
2015	8300	92

Over the last 8 years, 1,000 products have been removed from the Scheme as they are no longer available in the market place.



Growth of the Water Label Brands registered



3 Year Forecast

The staff costs do not take into account the work undertaken by the BMA/EWL Directors in progressing the Scheme, developing partnerships, and encouraging greater uptake across the EU. Additional marketing costs are undertaken by the BMA and not crossed charged



Figures are in £ sterling

	Actual 2014	Budget 2015	Budget 2016	Budget 2017
<u>INCOME</u>				
<u>UK</u>				
Water Label Registration (Companies)	71,000	75,000	80,000	80,000
Water Label Registration (Retailers/Merchants)	15,000	20,000	30,000	30,000
Sub Total	86,000	95,000	110,000	110,000
<u>Europe</u>				
Water Label Registration (Companies)	21,000	40,000	60,000	65,000
Water Label Registration (Retailers/Merchants)	0	20,000	25,000	30,000
Sub Total	21,000	60,000	85,000	95,000
Agent Fee		5,000	10,000	15,000
<u>Other Countries</u>				
Water Label Registration (Companies)		20,000	30,000	35,000
Sub Total	13,000	20,000	30,000	35,000
Other income		7,000		
TOTAL INCOME	99,000	187,000	235,000	255,000
<u>EXPENDITURE</u>				
<u>Administration</u>				
Staff	52,000	58,000	100,000	110,000
Office Equipment & Stationery	1,233	2,000	3,000	1,000
Postage	393	1,000	1,000	1,000
Office Overheads	27,500	30,000	30,000	30,000
Accounts/Legal	7,232	4,000	5,000	5,000
Sundries	40	50	50	50
Sub Total	88,398	95,050	139,050	147,050
<u>Activity</u>				
Meeting/Travel	5,639	12,000	15,000	15,000
Marketing	15,172	7,500	20,000	25,000
Web Enhancements/Hosting	4,335	5,000	10,000	5,000
Exhibitions	5,519	15,000	7,500	15,000
Product Testing/Audit	342	1,000	2,500	3,000
Association Membership		0	10,000	10,000
Research, Verification and Reports		17,500	20,000	25,000
Sub Total	31,007	58,000	85,000	98,000
TOTAL EXPENDITURE	119,405	153,050	224,050	245,050
Taxation	0	0	0.00	0
Surplus/Deficit	-20,405.00	33,950.00	10,950.00	9,950

Annexe C – Label in use

Laufen Brochure & Website Screenshot



NEW WALL INSTALLATION SYSTEM AND ACTUATOR PLATES FROM LAUFEN

The LAUFEN installation system LIS is the perfect solution for safely, quickly and easily installing LAUFEN's wall-hung toilets. The range includes various concealed elements for dry and wet construction, and makes a wide variety of different installation scenarios realisable. All wall-mounted units are equipped with a toilet tank that has a water-saving dual flush system, meaning flushing options can be set to either 6/3 litres or 4.5/3 litres.

NEUES VORWANDINSTALLATIONSSYSTEM UND DRÜCKERPLATTEN VON LAUFEN

Das LAUFEN Installation System LIS ist die perfekte Lösung, um wandhängende WCs von LAUFEN sicher, schnell und einfach zu installieren. Zum Sortiment gehören verschiedene Vorwandelemente für den Trocken- und für den Nassbau. Mit ihrer Hilfe lassen sich unterschiedlichste Einbauszenarien im Badezimmer realisieren. Die Vorwandelemente sind mit einem Spülkasten ausgestattet, der über eine wassersparende Zweimengen-Spülung mit 6/3 Litern verfügt, die auch auf 4,5/3 Liter eingestellt werden kann.

UN NOUVEAU SYSTÈME D'INSTALLATION EN APPLIQUE ET DE NOUVELLES PLAQUES DE COMMANDE LAUFEN

Le système d'installation LIS de LAUFEN est une solution parfaite pour installer rapidement, facilement et en toute sécurité des WC de LAUFEN qui s'accrochent au mur. Différents éléments à poser en applique en construction humide ou sèche font partie de la gamme. Dans la salle de bain, ils permettent de réaliser différents types de pose. Tous les éléments à poser en applique sont équipés d'un réservoir doté d'une chasse d'eau à deux volumes de 6/3 litres permettant d'économiser de l'eau et pouvant être réglée sur 4,5/3 litres.



NUOVO SISTEMA DI INSTALLAZIONE A VISTA E NUOVE PLACCHE DI COMANDO DI LAUFEN

Il sistema di installazione LIS di LAUFEN è la soluzione perfetta per installare in modo rapido e facile i vasi sospesi di LAUFEN. Fanno parte dell'assortimento diversi elementi a vista per costruzione a secco e a umido. Con il loro aiuto è possibile realizzare i più diversi scenari di montaggio nella stanza da bagno. Tutti gli elementi a vista sono dotati di una cassetta di risciacquo dotata di risciacquo economico a due quantità con 6/3 litri, che è possibile regolare anche su 4,5/3 litri.

Laufen Installation System LIS is the perfect solution for safely, quickly and easily installing LAUFEN's wall-hung toilets. The range includes various concealed elements for dry and wet construction, and makes a wide variety of different installation scenarios realisable. All wall-mounted units are equipped with a toilet tank that has a water-saving dual flush system, meaning flushing options can be set to either 6/3 litres or 4.5/3 litres.

EUROPEAN WATER LABEL



NUMEROUS LAUFEN PRODUCTS CERTIFIED

As a company that makes water accessible to people in their bathrooms, LAUFEN is committed to the responsible use of this precious resource. Therefore LAUFEN has had a wide range of its products, from basins to showers, to faucets and toilets, certified by the European Water Label, achieving classifications from above average to very good. With the database of the European Water Label, architects, planners and consumers have a Europe-wide comparison tool at hand, enabling them to assess the water consumption of bathroom and kitchen products at a glance.

ZAHLEICHE LAUFEN PRODUKTE ZERTIFIZIERT


Als Unternehmen, das dem Menschen das Wasser im Bad nutzbar macht, sieht sich LAUFEN dem verantwortungsvollen Umgang mit dieser kostbaren Ressource verpflichtet. Deshalb hat LAUFEN eine breite Produktpalette von Waschtisch- über Duscharmaturen bis hin zu WCs mit dem European Water Label zertifizieren lassen, die überdurchschnittlich gut bis sehr gut eingestuft wurden. Mit der Datenbank des European Water Label haben Architekten, Planer und Verbraucher ein europaweit gültiges Vergleichswerkzeug an der Hand, mit dem sie den Wasserverbrauch eines wasserführenden Produkts in Bad oder Küche auf einen Blick beurteilen können.

DE NOMBREUX PRODUITS LAUFEN SONT CERTIFIÉS

En tant qu'entreprise qui permet aux gens d'utiliser de l'eau dans leur salle de bain, LAUFEN s'engage à agir avec responsabilité avec cette précieuse ressource. C'est la raison pour laquelle LAUFEN a fait certifier une large palette de produits allant des lavabos aux WC en passant par les robinetteries de douche avec le European Water Label, qui ont été classés étant entre supérieurs à la moyenne à de très bonne qualité. Avec la base de données du projet European Water Label, les architectes, les planificateurs et les consommateurs ont un outil de comparaison valable dans toute l'Europe à disposition avec lequel ils peuvent estimer la consommation d'eau d'un produit alimentant une salle de bain ou un cuisine en eau.

CERTIFICAZIONE PER NUMEROSI PRODOTTI DI LAUFEN

In quanto azienda che rende disponibile l'acqua nel bagno per le persone, LAUFEN si ritiene obbligata a gestire in modo responsabile questa preziosa risorsa. È per questo che LAUFEN ha fatto certificare con l'European Water Label una vasta gamma di prodotti, dai rubinetti per lavabo a quelli per doccia e ai vasi, che hanno tutti ricevuto valutazioni superiori alla media, da buono a molto buono. Con il database dell'European Water Label architetti, progettisti e consumatori hanno a disposizione uno strumento di confronto valido a livello europeo con il quale possono valutare con un solo sguardo il consumo d'acqua di un prodotto da bagno o da cucina che utilizza acqua.



IN COOPERATION WITH

joulia inline

PRODUCTS > INNOVATIONS

INNOVATIONS

SHOWERS WITH HEAT EXCHANGER

SHOWER TRAY WITH HEAT EXCHANGER REDUCING ENERGY CONSUMPTION

The Kartell by LAUFEN shower trays are now available with an optional, invisibly integrated heat exchanger. Its function is as simple as it is efficient: the warm water gathered in the shower tray is passed through the shower outlet and then over the heat exchanger. The heat exchanger warms the fresh flowing water to about 25°C, without the fresh water coming into contact with the waste water. Benefit: the fresh water is preheated meaning less additional heat is needed to warm it to optimal temperature, thus saving valuable energy.

DIGITAL PUBLIC BATHROOM

TWINTRONIC AND NEW EXTERNAL URINAL CONTROL SYMBIOSIS BETWEEN DESIGN AND MODERN ELECTRONICS

With Twintronic LAUFEN offers a simple and elegant system that uses infrared technology to facilitate an automatic flush function for use in public bathrooms. A visual highlight of Twintronic is its ornamental outlet, which is available as a straight version in 200 mm or as a curved form in 175 or 225 mm. The infrared sensors and optional temperature controls are integrated into an aesthetically pleasing round top. The Twintronic is mounted with the popular, hidden Simibox system. Urinals with touchless controls are as common in public bathrooms as automatic taps are. The intelligent control that is available for the urinals Lema and Antero records frequency of use and initiates demand-driven flushing at various preset volumes and intervals. In addition to the integrated electronic urinal control and self-flushing fittings, LAUFEN offers even more to plumbers and installation businesses, bundling its technological expertise with an intuitively usable app. The app allows operators to quickly, easily and hygienically change function settings as well as see operation statistics via smartphone or tablet. A further advantage is that the products can be managed either individually or in groups.

EUROPEAN WATER LABEL

NUMEROUS LAUFEN PRODUCTS CERTIFIED

As a company that makes water accessible to people in their bathrooms, LAUFEN is committed to the responsible use of this precious resource. Therefore LAUFEN has had a wide range of its products, from basins to showers, to faucets and toilets, certified by the European Water Label, achieving classifications from above average to very good. With the database of the European Water Label, architects, planners and consumers have a Europe-wide comparison tool at hand, enabling them to assess the water consumption of bathroom and kitchen products at a glance.

Roca Brochure & Website Screenshot

5.9

SHOWERS

Handshowers

Plenum

- Convenient function selector
- Rain, Massage and Monsoon functions
- Square and round options
- 140 mm diameter

Sensum

- Rain, Tonic, Pulse and the new Night Rain relaxing and water saving function
- Square and round options
- 130 mm diameter

Stella

- Rain, Tonic and Pulse functions
- Round option
- 80 and 100 mm diameter



Go to another local site
Showrooms
More sites
(0)
My Roca

Welcome to Roca - UK
Product search

Our Company
Products
Sustainability
Design and Innovation
News and events
Where to find us

Home > The Water Label

About our products

- Product Care
- The Water Label
- Product Guarantees
- FAD's

The Water Label

Many of our products are registered with the Water Label scheme

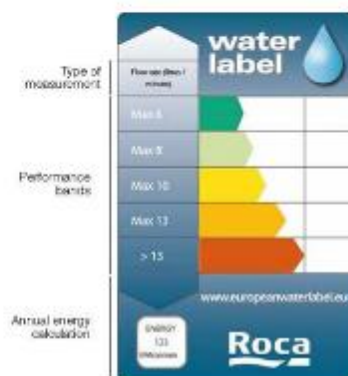
Many of our products are registered with the Water Label scheme, meaning they have been independently verified as being water efficient. Throughout our main brochure 'Everything In Bathrooms' you will see the Water Label logo next to a product which is registered.

The water label was developed by the European Water Label Company. As a voluntary label for showers, WCs and baths.

For more information on the

THE WATER LABEL

The European Water Label scheme is intended to improve the water consumption and performance of the bathroom products. Bathroom manufacturers across the globe are siding governments in their quest to reduce water consumption by producing new, exciting, innovative and technologically advanced bathroom products while still delivering a bathing experience that consumers can enjoy. The European Water Label Scheme provides easy access to a database of bathroom products which, when installed and used correctly, will use less water, save energy and save money. The Roca products tagged with this label are certified.



Twyford Bathrooms Brochure

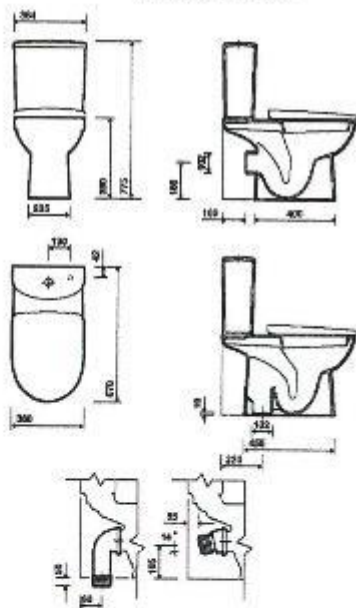


e100 standard round

available in round or square design
varied seat selection including quick release



E100 close coupled washdown WC
suite, horizontal outlet



All measurements shown are in millimetres. Drawing sizes
are not to scale.

to specify/order:

Please use the product reference shown below.

wc pan

Standard, horizontal outlet **E11148WH**
Standard, bottom outlet **E11145WH**

Close coupled round cistern & fittings:

6/4L BS/O, push button **E12590WH**

seat and cover - round

Plastic hinges **E17810WH**

Metal hinges:

Bottom fix **E17815WH**

Top fix **E17861WH**

Soft closing mechanism **E17851WH**

seat and cover - quick release

Metal hinges:

Soft closing mechanism, round **E17857WH**

quick release family seat & cover

Top fix hinge:

Soft closing mechanism **E17868WH**

wc outlet connector

P trap outlet connector **WF1240WH**

S or turned P trap connector **WF1241WH**

Bottom outlet connector **WF1224XX**

fixings

WC screwed to floor, cistern screwed to wall

material

Vitreous china

colours

White WH.



Hotels



Commercial



Residential

Twyford

28



rio 1700 x 750

double ended bath, waste and tap position central
ungripped bath



to specify/order:

Please use the product reference shown below

bath

1700 x 750mm acrylic bath, 2 centre tap holes

*No grilles

R18502WH

*No grilles, no tap

R18500WH

bath panels

Refer to bath panels

bath screen

Suitable for a folding or fixed bath screen

Screen fits on non-tap side only

wastes

Refer to wastes

taps & mixers

Refer to taps & mixers

material

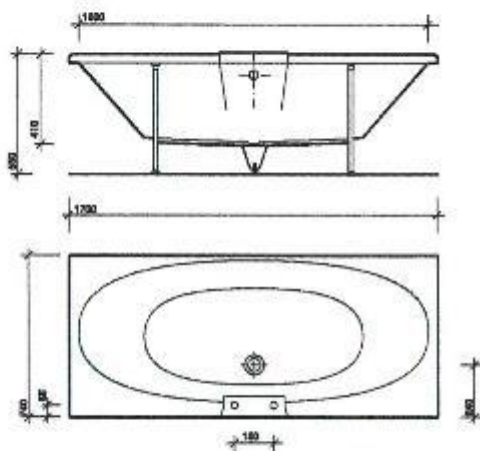
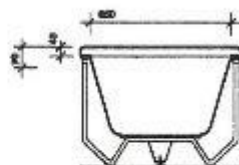
Made from acrylic sheet reinforced with glass fibre. Encapsulated baseboard.

colours

White WH.

fixings

Supported on wooden frame with tubular cradle and adjustable feet. Clips provided for securing to wall.



all measurements shown are in millimetres, drawing sizes are not to scale.



Hotels

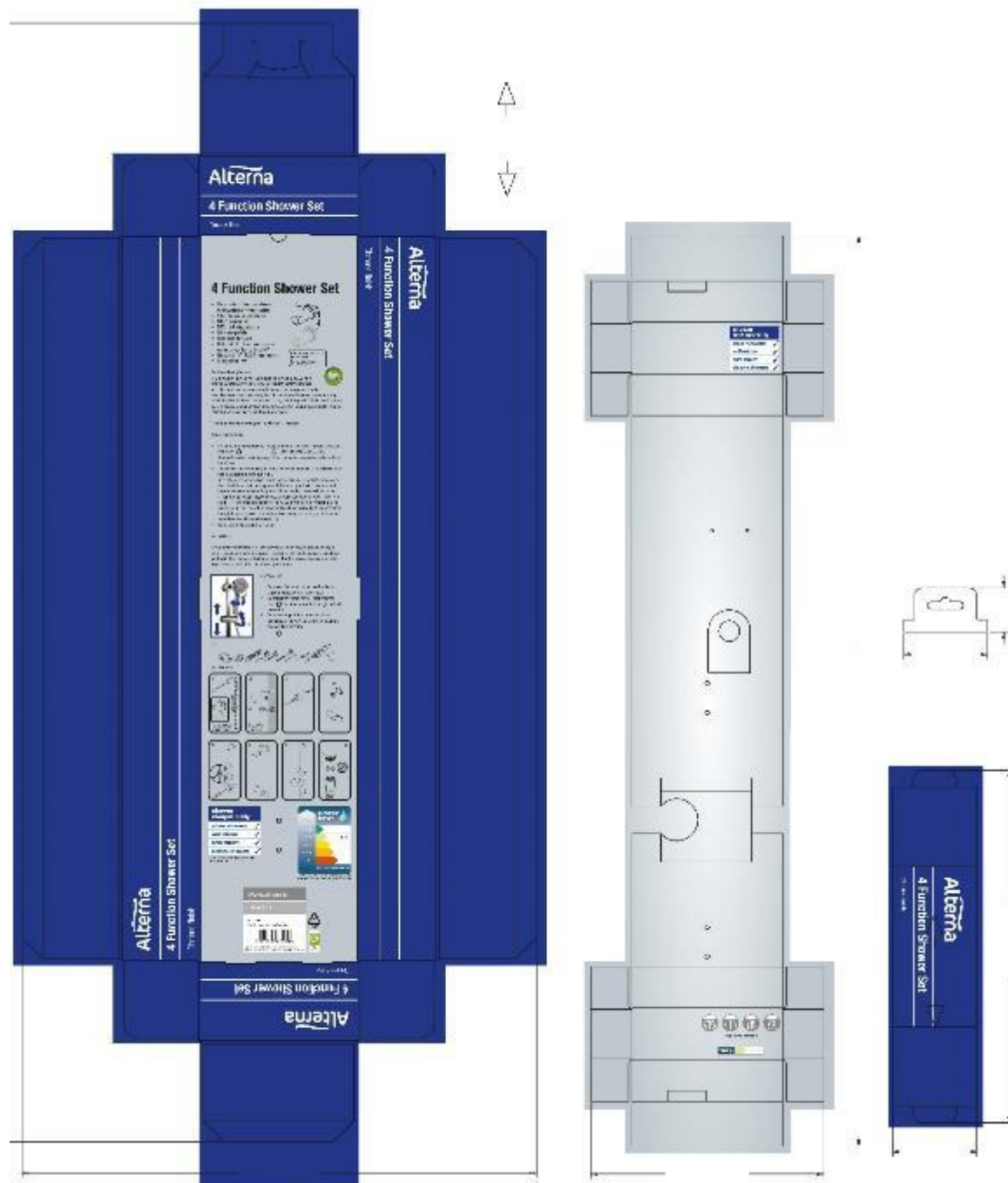



Residential

Twyford

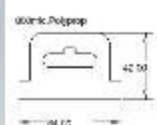
246

Packaging on Alterna by Saint Gobain






Print Side Up
 Three Function White
 Three Function Chrome
 Shower Head
 117x251x53 mm
 200°E'Flutem
 Ref:31376B



Hansgrohe Showroom



B&Q Website

[Sign in or register](#) | [Quick order](#) | [Contact us](#)

[Find a store](#) | [My basket](#)

[Shop](#) > [Inspiration](#) > [Projects](#) > [Help & Advice](#) > [My account](#) >

Home > > > Close-Coupled Toilets >

Cooke & Lewis Alexis Modern Close-Coupled Toilet with Soft Close Seat

[Share](#) | [Print](#)



Cooke & Lewis Alexis Modern Close-Coupled Toilet with Soft Close Seat

Product code: 097007213474

★★★★★

This open back close-coupled toilet from Cooke & Lewis's Alexis range comes with a soft close lid and white seat. It also includes dual flush.

• 10 years Guarantee

[Read more](#)



[COOKE & LEWIS](#)



Qty

1

£248

Add to basket for

[Home Delivery](#)

Delivery within 2 weeks (excl. Sundays) to ground floor room of choice

[Click & Collect](#)

Unavailable for Click & Collect. Please check your local store stock.

[Our stores do not stock this product](#)

[Add to wish list](#)

Product Details

Technical specifications

Height	800mm
Width	365mm
Depth	690mm

water label

Average flushing volume (litres)

Max. 3.5

Max. 4.5

Max. 5.5

Max. 6

> 6

3.37

www.europeanwaterlabel.eu

Cooke & Lewis Alexis Modern Close-Coupled Toilet with Soft Close Seat

Product code: 097007213474

★★★★★

This open back close-coupled toilet from Cooke & Lewis's Alexis range comes with a soft close lid and white seat. It also includes dual flush.

• 10 years Guarantee

[Read more](#)

[COOKE & LEWIS](#)

Qty

1

£248

Add to basket for

[Home Delivery](#)

Delivery within 2 weeks (excl. Sundays) to ground floor room of choice

[Click & Collect](#)

Unavailable for Click & Collect. Please check your local store stock.

[Our stores do not stock this product](#)

[Add to wish list](#)

[Home](#) > > > [Close-Coupled Toilets](#) >

[Share](#) | [Print](#)

Product Details

Help & Advice

Reviews ★★★★★

More information

Technical specifications

Height	800mm
Width	365mm
Depth	690mm

[Read more](#)

[COOKE & LEWIS](#)

Alternative product

Share | Print



Technical specifications

Freestanding baths



**NEW
LOWER
PRICE**

**COOKE
& LEWIS**



165⁰⁰

Duchess modern

- 0 tap hole
- Comes with fitted waste and overflow
- Does not require feet

L1560 x W740mm (capacity 196L)

White 4035454 **Was £974 Now £992***

NEW



100⁰⁰

Lana Freestanding

- 0 tap hole
- Waste excluded

L1700 x W750mm (capacity 190L)

5397007180681 **Was £475**



210⁰⁰

Antonio

- 0 tap hole
- Waste excluded, suits Duchess plug and chain waste
- Includes the 4 feet shown in chrome effect

L1750 x W740mm (capacity 210L)

4000090 **Was £874 Now £792***



185⁰⁰

Victorian roll top

- 2 tap hole
- Waste excluded, suits Duchess plug and chain waste
- Includes 4 feet as shown

L1600 x W740mm (capacity 185L)

White 4070002 **Was £324 Now £302***



175⁰⁰

Duchess slipper

- 2 tap hole
- Waste excluded, suits Duchess plug and chain or pop-up waste with pipe shrouds
- Designed for floor standing taps

L1700 x W730mm (capacity 175L)

3828021 **Was £427 Now £394***

Shown with traditional foot

3828281 **Was £78 Now £73***



175⁰⁰

Duchess back to wall

- 0 tap hole
- Bath can be drilled to take 2, 3 and 4 tap hole brassware
- Waste excluded, suits Duchess plug and chain or pop-up waste
- Fits against the wall

L1680 x W740mm (capacity 175L)

0 tap hole bath 4096447 **Was £452 Now £379***

Shown with Ridged foot

3828267 **Was £78 Now £73***



220⁰⁰

Duchess paintable slipper to floor

- 0 tap hole
- Includes a pre-fitted integrated waste
- Primed. Must be painted with an acrylic based paint

L1560 x W810mm (capacity 220L)

4001225 **Was £874 Now £794***



	Feet	Smooth	Ridged	Traditional	Classic
Duchess					
Slipper					
Back to wall					

Bath feet

- Each pack contains 4 feet

A. Smooth

Chrome 3828250 **Was £78 Now £73***

B. Ridged

Chrome 3828267 **Was £78 Now £73***

White 4096406 **Was £78 Now £73***

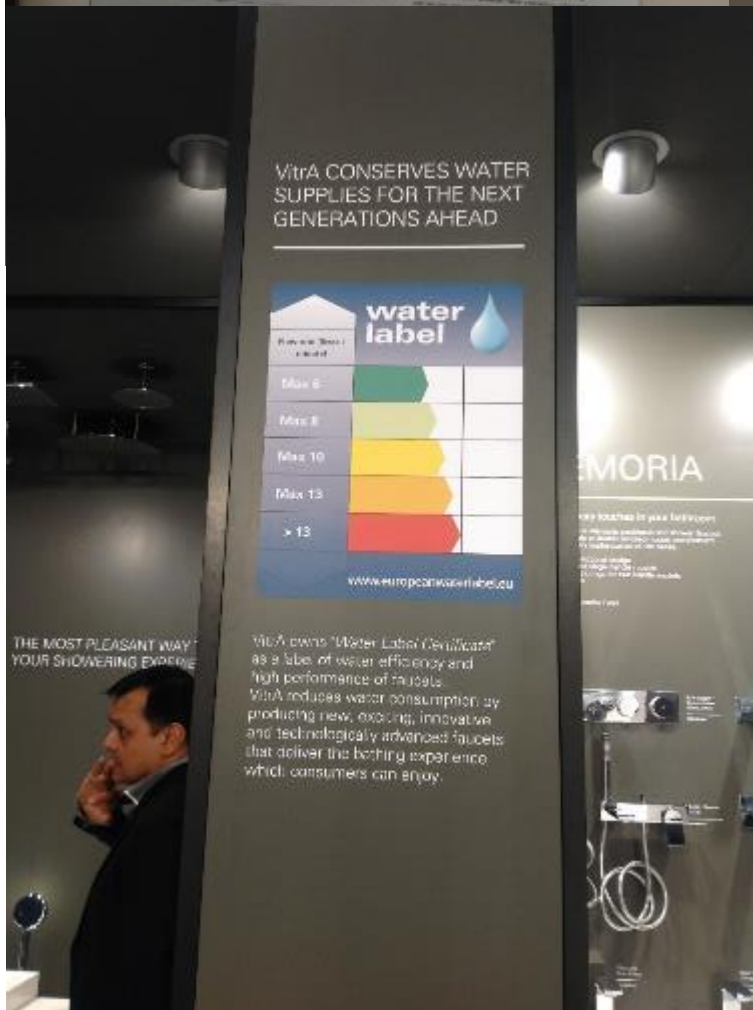
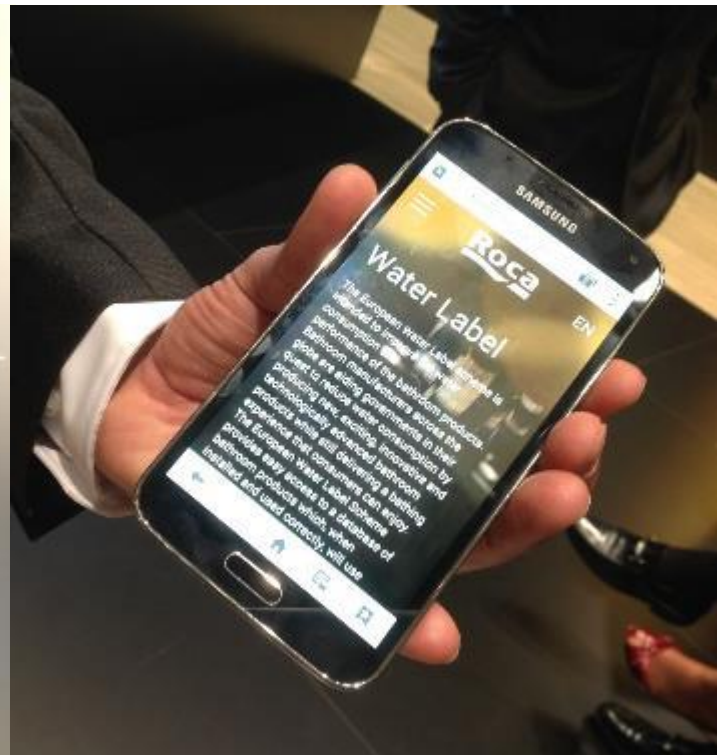
C. Traditional

Chrome 3828281 **Was £78 Now £73***

D. Classic

Chrome 3828298 **Was £78 Now £73***

The Label at ISH





Advertising and marketing

IT'S WATERSAVING flushwise TWYFORD



Twyford have led the way in reducing UK toilet flushing volumes, revolutionising the field by launching the first ever 'Flushwise' dual flush button toilet back in 2007. Twyford's Flushwise® toilets flush on 4 or 2.6 litres per flush, that's 60% less water than a standard toilet. Today the Flushwise® dual flush system is available on seven Twyford ranges giving you an extensive choice of designs and price points, suitable for all types of installation.



For more information call 01270 879 777. Email: twyford.sales@twyfordbathrooms.com or to order a brochure visit: www.twyfordbathrooms.com

Twyford

Transforming bathrooms since 1849



MYTWIN & MYCITY.
DESIGN MEETS WATER EFFICIENCY.



The new MyTwin and MyCity handsprays are emblematic of pure uncluttered design paired with ultra sleek contours. Modern and on-trend, they are perfect for lovers of unconventional design and premium quality in the bathroom.

All sprays are supplied with the «ecochoice» limiter. It restricts the water rate to 5.7 l/min and thus complies with the highest class of European Water Label. Anyone preferring a higher water flow, can quite simply remove the controller manually.

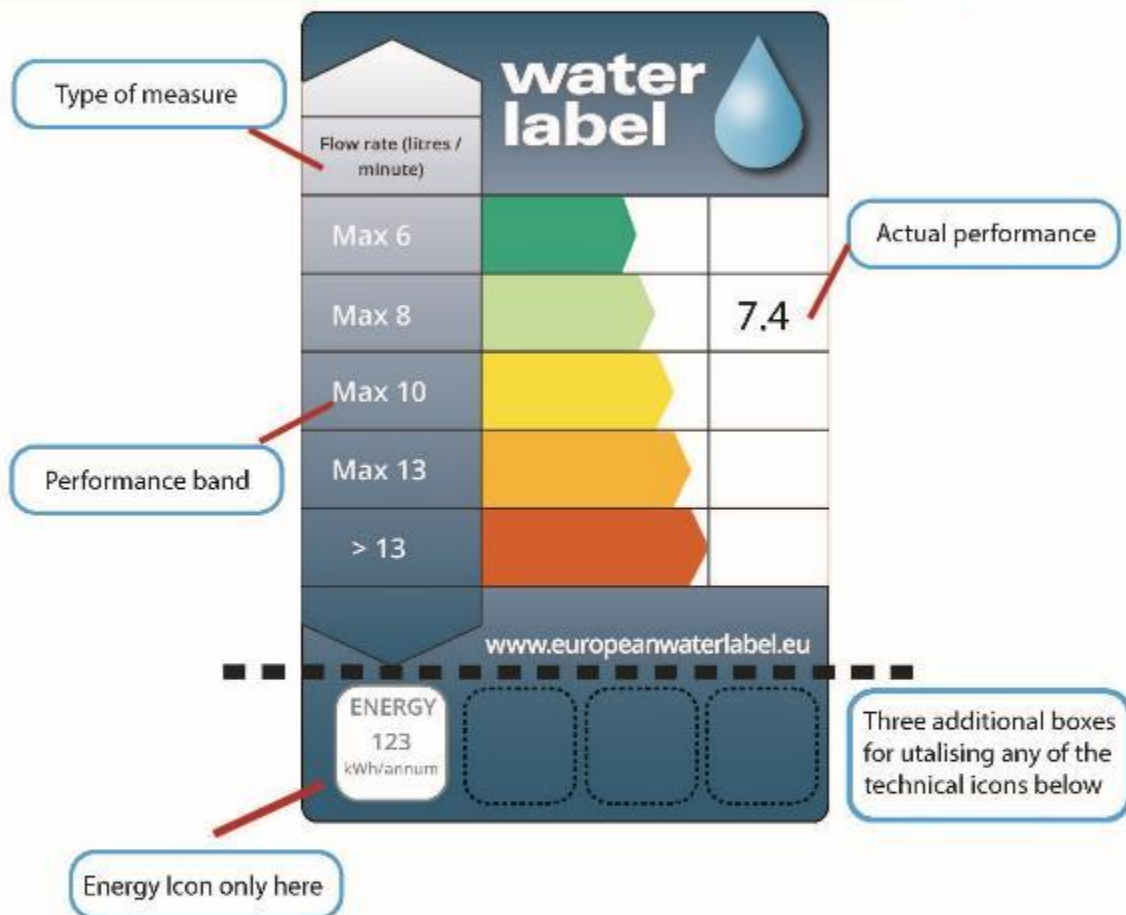


LAUFEN

Bathroom Culture since 1892 www.laufen.com

Simple & Honest
Straightforward
Informative & Reliable

The Water Label



Flow Regulator



Thermostatic



Cold start position



Pull out Spray



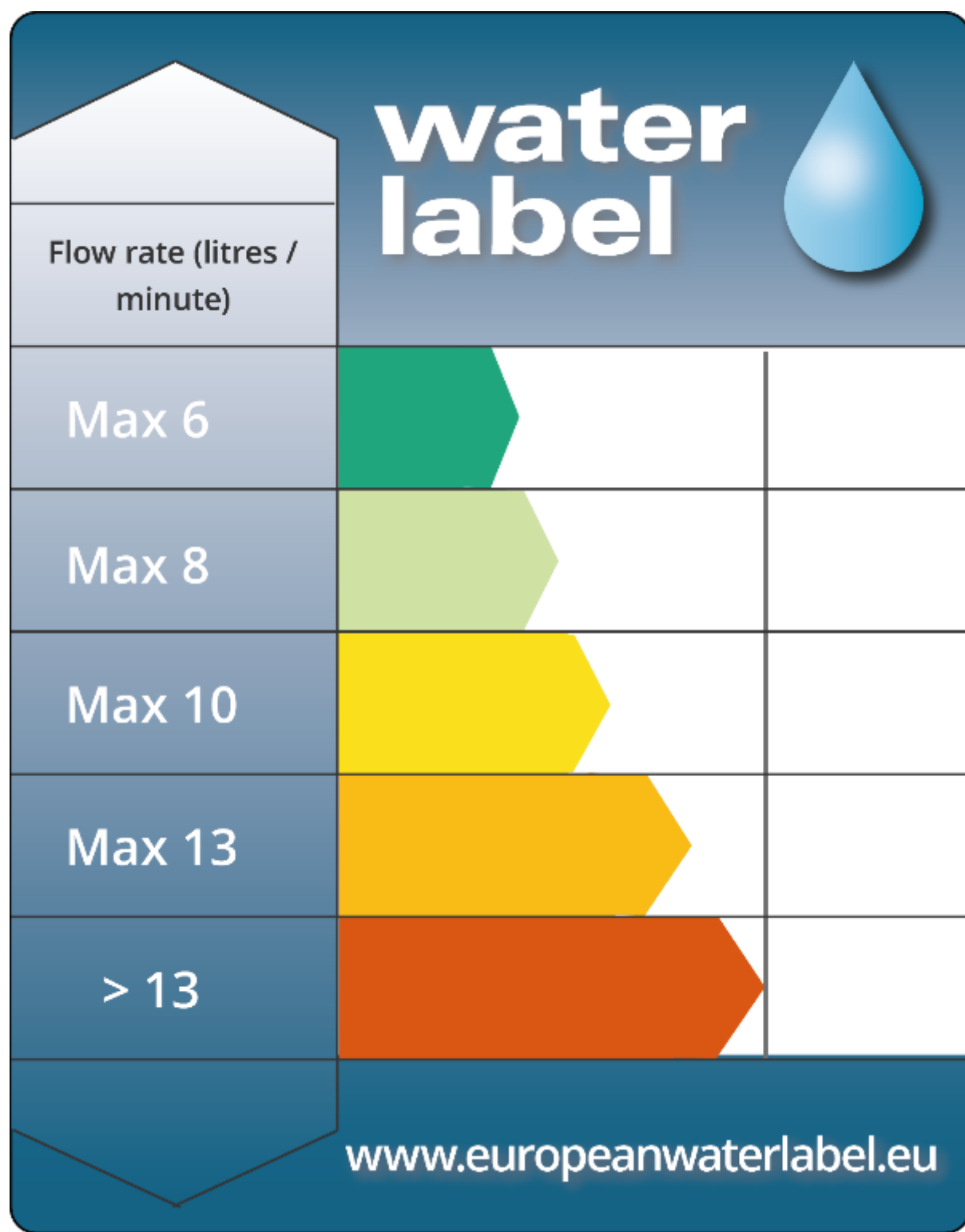
Water break



Temperature control



Time flow



The European Water Label

Sustainable water-using products
Stand out from the crowd



The simple classification scheme applicable throughout Europe.



- Sets standardised water / volume identities conforming to any legal national requirements
- Promotes the use of water saving taps, valves, shower heads and toilets in private and public buildings
- Self-declared and monitored by independent audits to keep the scheme cost-effective
- Informs European consumers on water consumption
- Invites consumers to check the products database to find water saving products in their country
- Maximises the effectiveness of the labelling scheme and monitors its implementation
- Contributes to the various efforts to save water and energy

What the Label says

It clearly shows the maximum volume of water that the product will deliver if installed correctly and according to the manufacturer's instructions.

- Coloured performance bands
- Actual capacity/performance